

## Week Two : 'Minibeasts' theme

To all of our amazing Mount Street Infants and their families,

Our Minibeast activities have been so popular that here are a few more suggestions from your teachers at Mount Street Infants.

There are lots to choose from including some alphabet challenges and 3D modelling. Try a few different ones this week and have fun.

We loved seeing your photographs and writing so please email us at [learning@mountstreeti.powys.sch.uk](mailto:learning@mountstreeti.powys.sch.uk)

Use the same email if you have any comments or just want to let us know which activities you tried out.

Missing you all  
Stay Safe

From all of the staff at Mount Street Infant School

.....

Hungry Caterpillar ideas from Mrs Jenkinson

I can sequence events.  
I understand and can order the days of the week  
I can write the days of the week and show a developing sense of chronology by ordering events.



Eric Carle reads The Very Hungry Caterpillar - YouTube



THE VERY HUNGRY CATERPILLAR  
by Eric Carle  
PIC•COLLAGE

After reading the book, you can make a 'Butterfly' lifecycle  
<https://buggyandbuddy.com/butterfly-life-cycle-craft/>

or even hatch your own butterflies  
<https://www.insectlore.co.uk/butterfly-garden-with-3-5-live-caterpillars.html>



Can you remember what the caterpillar ate on each day?  
 What did he eat first?  
 What did he eat 3 days later?  
 What fruit or vegetables did you eat today?



## The Very Hungry Caterpillar

by Eric Carle

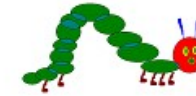
Name: \_\_\_\_\_



|             |               |                |  |
|-------------|---------------|----------------|--|
| Monday<br>→ | Tuesday<br>→  | Wednesday<br>→ | Thursday<br>→                                  |
| Friday<br>→ | Saturday<br>→ | Sunday<br>→    | Draw a picture of what happened 2 weeks later! |

## The Very Hungry Caterpillar

### Double Journal Entry



| Days of the week | What do you do on each day of the week? What fruit do you eat? |
|------------------|--|
| Monday           |  |
| Tuesday          |  |
| Wednesday        |  |
| Thursday         |  |
| Friday           |  |
| Saturday         |  |
| Sunday           |  |

.....

Minibeast fact file challenge from Mrs Hyde and some drawing tips from Mrs O'Shea

# Draw and label and/or write a fact file about a minibeast of your choice



You can send a photo of your work to [learning@mountstreeti.powys.sch.uk](mailto:learning@mountstreeti.powys.sch.uk) or do your work on Jit5 and save it in your folder.

- [www.topmarks.co.uk](http://www.topmarks.co.uk)  
Minibeast - Topmarks search
- minibeast Spotter - CBeebies - bbc  
[www.bbc.co.uk](http://www.bbc.co.uk)
- Minibeast so-KS1 Science - BBC  
Bitesize  
[www.bbc.co.uk](http://www.bbc.co.uk)>bitesize>clips

Helpful websites with some cool facts and videos

Examples of factfile layouts

Description: \_\_\_\_\_

Habitat: \_\_\_\_\_

Diet: \_\_\_\_\_

Other interesting facts: \_\_\_\_\_

Minibeast Name: \_\_\_\_\_

**Fast Facts**

Number of legs: \_\_\_\_\_

Number of wings: \_\_\_\_\_

Number of segments: \_\_\_\_\_

**Habitat (where it lives)**

\_\_\_\_\_

\_\_\_\_\_

\_\_\_\_\_

**Diet (what it eats)**

\_\_\_\_\_

\_\_\_\_\_

\_\_\_\_\_

Did you know? \_\_\_\_\_



## Challenge - Can you draw a minibeast?

### How to Draw a Bee

Use these instructions to help you draw a simple cartoon bee.

### How to Draw a Butterfly

Use these instructions to help you draw a simple butterfly.

### How to Draw a Ladybird

Use these instructions to help you draw a simple ladybird.

### Learn to Draw a Snail

### Learn to Draw a Caterpillar

### Learn to Draw a Spider

### Learn to Draw a Grasshopper

**SKILLS**

I can draw pictures that include basic shapes

I can draw pictures that include basic shapes that are joined together

I can draw detailed pictures that are in proportion

Go to YouTube

Type in the title to find these step by step guides

How to draw mini beasts

YouTube - Art classes for kids with Huskydoodles  
25 Mar 2020  
7:13

Can you draw a 2d shape minibeast?

Now try these 'tricky' ones

DRAWING MINIBEASTS

YouTube - Cam Plapp  
2 May 2019  
14:30

PIC•COLLAGE

I can solve money problems.  
 I can add coins and find the total.  
 I can work out the cost using the number facts I know.

## Minibeast Price List

**Body 5p**  
**Head 2p**  
**Leg 3p**  
**Wing 6p**  
**Eye 1p**  
**Mouth 4p**  
**Shell 7p**  
**Sting 10p**

**How much do I cost?**





Use the price list to find out how much the snail, bee and spider cost.

Write your own price list. Maybe all the bug bits cost 1p or 2p.

Can you think of your own minibeast money challenge?

How much would the spider bee and snail cost if the prices were doubled?


You have 50p? What sort of minibeast can you afford to make?

Write your own price list. Use silver coins and £1.00 coins.





PIC•COLLAGE

















# Money Spiders




I can make the same total using different coin combinations

1. Draw a large money spider
2. Place a coin or an amount in the middle of the spider
3. Challenge your child to make the amount or value of the coin 8 different ways.



|   |     |   |
|---|-----|---|
|    | 1p  |    |
|    | 2p  |    |
|    | 5p  |    |
|    | 10p |    |
|  | 20p |  |
|  | 50p |  |
|  | £1  |  |
|  | £2  |  |



PIC•COLLAGE

# 3D Shapes

3D shapes are fat not flat,

A cone is like a party hat!

A sphere is like a bouncy ball,

A prism is a building tall!

A cylinder is a can of pop,

A cube is like the dice you drop.


3D shapes are here and there!  
3D shapes are everywhere!

# 3D SHAPE.



If you have play dough or clay at home try moulding some 3D shapes with it.

- \* 'I can recognise some 3D shapes'.
- \* 'I can compare and sort 3D shapes'.
- \* 'I can understand and use the properties of 3D shapes'.



| Name                 | We see...   | What it looks like...   |
|----------------------|---|---|
| cube                 | <ul style="list-style-type: none"> <li>6 flat surfaces</li> <li>12 edges</li> <li>8 vertices</li> <li>all edges are the same</li> </ul>     | <ul style="list-style-type: none"> <li>blocks</li> <li>ice cubes</li> <li>cardboard box</li> </ul>        |
| cuboid               | <ul style="list-style-type: none"> <li>6 flat surfaces</li> <li>12 edges</li> <li>8 vertices</li> <li>not all edges are the same</li> </ul> | <ul style="list-style-type: none"> <li>book</li> <li>suitcase</li> <li>rubber</li> </ul>                  |
| square-based pyramid | <ul style="list-style-type: none"> <li>5 flat surfaces</li> <li>4 triangular faces</li> <li>a sharp point</li> <li>a square base</li> </ul> | <ul style="list-style-type: none"> <li>pyramid candle</li> <li>Egyptian pyramids</li> </ul>               |
| sphere               | <ul style="list-style-type: none"> <li>perfectly round</li> <li>no edges</li> <li>no vertices</li> </ul>                                    | <ul style="list-style-type: none"> <li>football</li> <li>earth</li> <li>marbles</li> </ul>                |
| cylinder             | <ul style="list-style-type: none"> <li>2 flat surfaces</li> <li>1 curved surface</li> <li>2 curved edges</li> </ul>                         | <ul style="list-style-type: none"> <li>candle</li> <li>marker pen</li> <li>mug</li> </ul>                 |
| cone                 | <ul style="list-style-type: none"> <li>1 flat surface</li> <li>1 curved surface</li> <li>a point</li> </ul>                                 | <ul style="list-style-type: none"> <li>ice cream cone</li> <li>party hat</li> <li>traffic cone</li> </ul> |

Try using this information to make your own 'What shape am I?' game about 3D shapes. More information and activities can be found on [twinkl.co.uk](http://twinkl.co.uk). Sign up, it's free!

3D shape Hunt! How many 3D shapes can you find around your house, or in your garden? Your food cupboard would be a great place to look!

PIC-COLLAGE

# 3D Minibeasts Junk Modelling ideas.

Can you use your knowledge of 3D shapes to join and connect materials to create a minibeast?



You can use cocktail sticks or lollipop sticks and mini marshmallows, blu tack or midgel gems to build some 3D shapes if you have the materials.

Have fun, but remember to only use clean and safe materials.

PIC-COLLAGE

Some 'sharing' ideas from Ms Griffiths

**Set up a schedule for the day or week.**

You could make an easy plan with rewarding/motivating activities in case you need them. You could use or draw pictures for your plan.



**Old Toys.**

Root around and find some old toys. Try to share them and play together. Think of new ways to play with them.



**Screen Time.**

Screen time will be impossible to avoid. Be flexible! Find an activity on screen that you can share together.



Here are some ideas of how you can interact with your child each day. Make shared time fun and enjoyable for you all!

**Sensory Fun!**

You know your child's sensory needs best – give them what they like! From blanket rolls to fun light shows. Do what you can.



**Story Time.**

Share a book. Look at the pictures, name things, ask questions or just imagine; depending on what your child will respond to!





.....  
Online e-books from Mrs Coombs





I can listen with concentration to a story, poem or facts.

I can use the sounds I know to read new words.

I can use my reading to find out information.

### Minibeasts Reading Fun and Facts

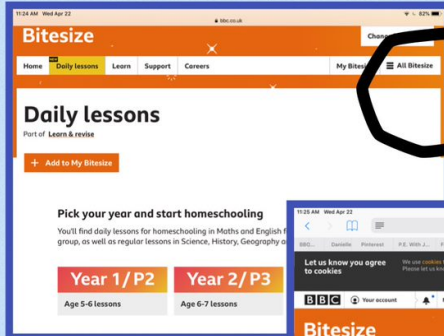
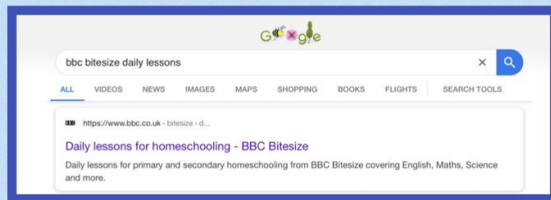
Oxford Owls e-library has lots of books that can help us with our minibeast topic. The books vary in difficulty. The higher the number after title the more complex the reading. Children could try to read a book or enjoy sharing the book with an older brother or sister. With support, the children could enjoy all the books and use the information to build a fact file about a minibeast. Some of the ebooks have an audio so the children can listen to each page being read to them.

|   |   |
|---|---|
|    | <p><u>Minibeast Poems Level 7-8</u><br/>(<a href="https://www.oxfordowl.co.uk/api/digital_books/1329.html">https://www.oxfordowl.co.uk/api/digital_books/1329.html</a>)<br/>A selection of poems including... The Wuzzy Wasps of Wasperton, Fly and Spider in the Bath. AUDIO</p> |
|   | <p><u>Bug Buzz Level 7</u><br/>(<a href="https://www.oxfordowl.co.uk/api/interactives/12940.html">https://www.oxfordowl.co.uk/api/interactives/12940.html</a>)<br/>Be an insect fact detective. AUDIO.</p>  |
|  | <p><u>The Web - Project X: CODE / Oxford Level 3</u><br/>(<a href="https://www.oxfordowl.co.uk/api/digital_books/1439.html">https://www.oxfordowl.co.uk/api/digital_books/1439.html</a>)<br/>Adventure time in the micro world of minibeasts. AUDIO and two play activities.</p>  |
|  | <p><u>Big Bad Bug Level 1+</u><br/>(<a href="https://www.oxfordowl.co.uk/api/digital_books/1215.html">https://www.oxfordowl.co.uk/api/digital_books/1215.html</a>)<br/>Biff, Chip and Kipper go on a minibeast hunt. Dad has a big bug. AUDIO and two play activities.</p>        |

Some online support from Mrs 'Shea

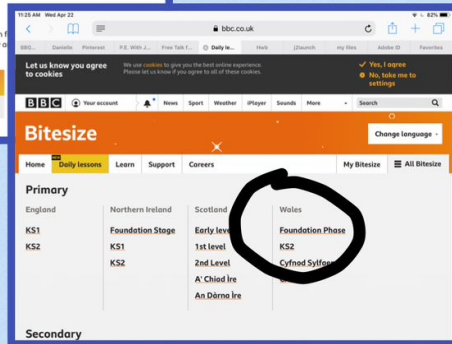
Challenge - I can practice my skills online

Go to google  
Type 'bbc bitesize daily lessons'  
Click on the link



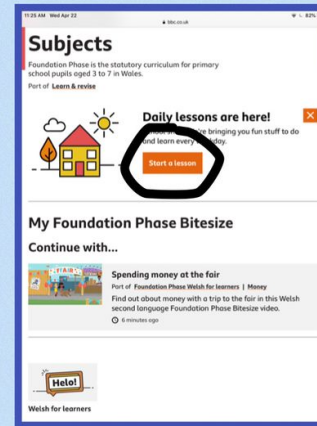
1  
Click on  
'All bitesize'

2  
Click on  
'Foundation  
Phase'

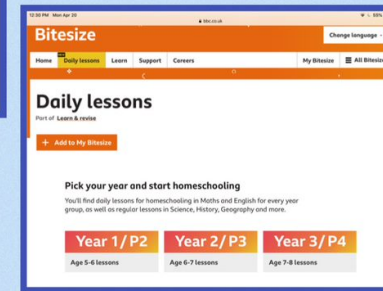


PIC•COLLAGE

3  
Click on 'start  
a lesson'



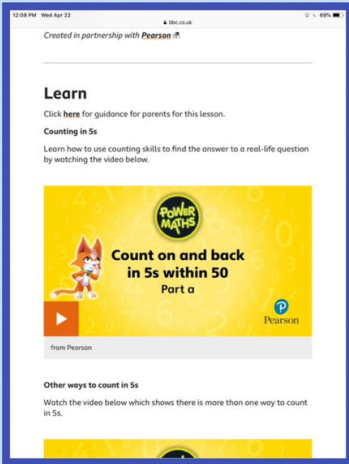
4  
Click on your  
year group



5  
Choose a subject area to practice



PIC•COLLAGE



You will find videos in the 'learn' section to support each area of learning



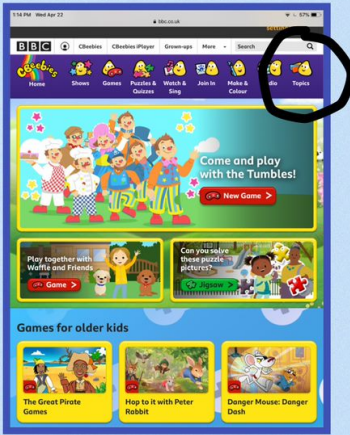
You will find ideas to help you practice too



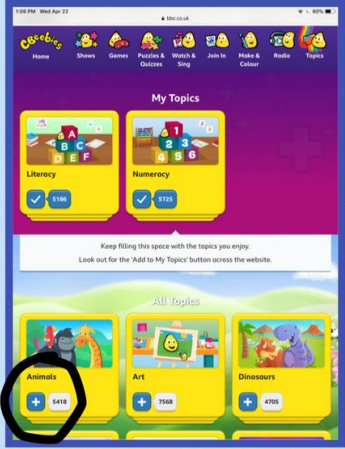
There is also a section to help you practice your welsh skills too

PIC•COLLAGE

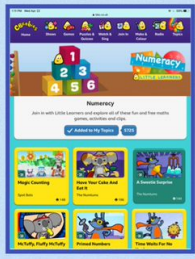
Cbeebies is great for reception children



Click on the 'topics' section



You can add your favourite topics to 'My Topics' by clicking on the + sign



You can practice your maths and language and lots more



PIC•COLLAGE

Lots of 'Letters & Sounds' challenges from Mrs Holloway

### **Alphabet handwriting**

Make a grid with any letter of the alphabet. Each number rolled on a die is a different colour. For example if you roll a 1 you need to write your letter in red, a 2 would be orange, 3 would be yellow and so on. Or maybe each number is a different letter. Which one will win? This can be carried in lower case or upper case. A great way to practice the letters children aren't always forming correctly.



### **What is your name?**

Spell out your name and complete the activity listed. For a greater challenge include your middle name and your surname.

You could even pretend to be one of your friends or your favourite character.

---

Please make sure an adult is with you during these as some actions are tricky.

**Alphabet exercise**

Write each letter of the alphabet on different pieces of paper. Fold these up and put them in a plastic pot/bowl. Take turns to choose a piece of paper and see what you have to do. Can you think of your own moves?

# Alphabet Exercise

[www.TheOTtoolbox.com](http://www.TheOTtoolbox.com)



**arm rolls butterfly legs crab walk duck walk elephant trunk swing frog hops**



**giant leaps high knees incline climb jumping jacks knee squats lunges mega jumps**



**neck rolls overhead stretches push ups quad stretches run in place snake slither toe touches**



**under-over maze vertical wall taps windmills x marks the spot exercise yoga pose zig zag run**

# what's fit activity for kids your name!

SPELL OUT YOUR FULL NAME AND COMPLETE THE ACTIVITY LISTED FOR EACH LETTER. FOR A GREATER CHALLENGE INCLUDE YOUR MIDDLE NAME & DO EACH ONE TWICE! FOR VARIETY YOU CAN USE A FAVORITE CHARACTER'S NAME OR A FAMILY MEMBER'S NAME.

**A** jump up & down 10 times

**B** spin around in a circle 5 times

**C** hop on one foot 5 times

**D** run to the nearest door and run back

**E** walk like a bear for a count of 5

**F** do 3 cartwheels

**G** do 10 jumping jacks

**H** hop like a frog 8 times

**I** balance on your left foot for a count of 10

**J** balance on your right foot for a count of 10

**K** march like a toy soldier for a count of 12

**L** pretend to jump rope for a count of 20

**M** do 3 somersaults

**N** pick up a ball without using your hands

**O** walk backwards 50 steps and skip back

**P** walk sideways 20 steps and hop back

**Q** crawl like a crab for a count of 10

**R** walk like a bear for a count of 5

**S** bend down and touch your toes 20 times

**T** pretend to pedal a bike with your hands for a count of 17

**U** roll a ball using only your head

**V** flap your arms like a bird 25 times

**W** pretend to ride a horse for a count of 15

**X** try and touch the clouds for a count of 15

**Y** walk on your knees for a count of 10

**Z** do 10 push-ups


**Websites**

Here are some useful websites to support the different sounds in the alphabet.

Alphablocks

On here there is a useful guide for parents about how Alphablocks supports the children's learning.

<https://www.bbc.co.uk/cbeebies/shows/alphablocks>

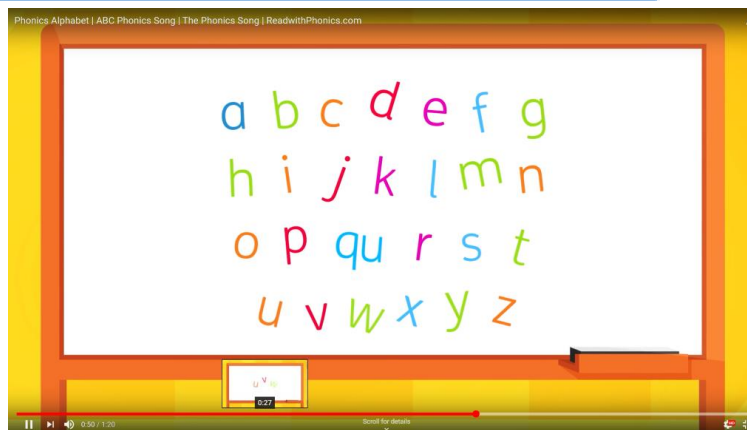



**Song of sounds**

<https://www.youtube.com/watch?v=48uf9I6P2xQ>

**Phonics song abc**

<https://www.youtube.com/watch?v=QJ63I2qqtXQ>



8

**Letter and number formation**

<https://www.doorwayonline.org.uk/literacy/letter-formation/>

A screenshot of a web-based activity titled 'Letter and Number Formation'. The interface includes a 'Fullscreen' button in the top right. The main content features a large lowercase letter 'e' with a pencil pointing to its starting point. Below the letter, there is a text input field containing the word 'enter' and a pencil icon. A small text box below the input field reads: 'This activity provides a good model for learners starting to write letters and numbers.' The version number 'v1.12' is visible in the bottom left corner.

