

Snail Measuring Maths


Snail race



Why not have a snail race!

1. Mark out the race track
(see advice below)
2. Choose your snail
3. Give your snail a name
4. Wet the surface of your track to help the snails move more easily
5. Ready steady... go!
6. Who was the winner?
7. How long did it take for the winner to reach the finish line?
8. How did you measure the time?

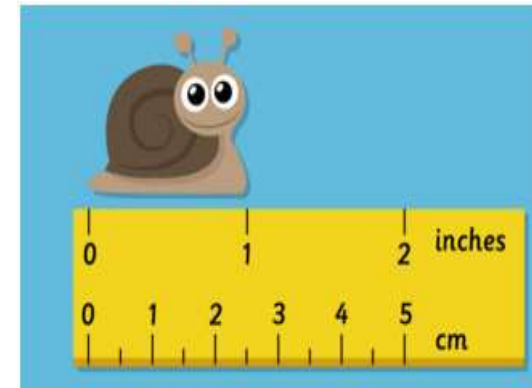
Snail trail measuring



How far can a snail travel in 5 minutes?

1. Choose your snail
2. Mark the start line
3. Ready steady....go!
4. After 5 minutes stop and mark how far your snail has travelled
5. How can you measure how far your snail has travelled? (Maybe you could use a ruler, lego, pebbles)
6. Will it travel further next time?

Centimetre Snails

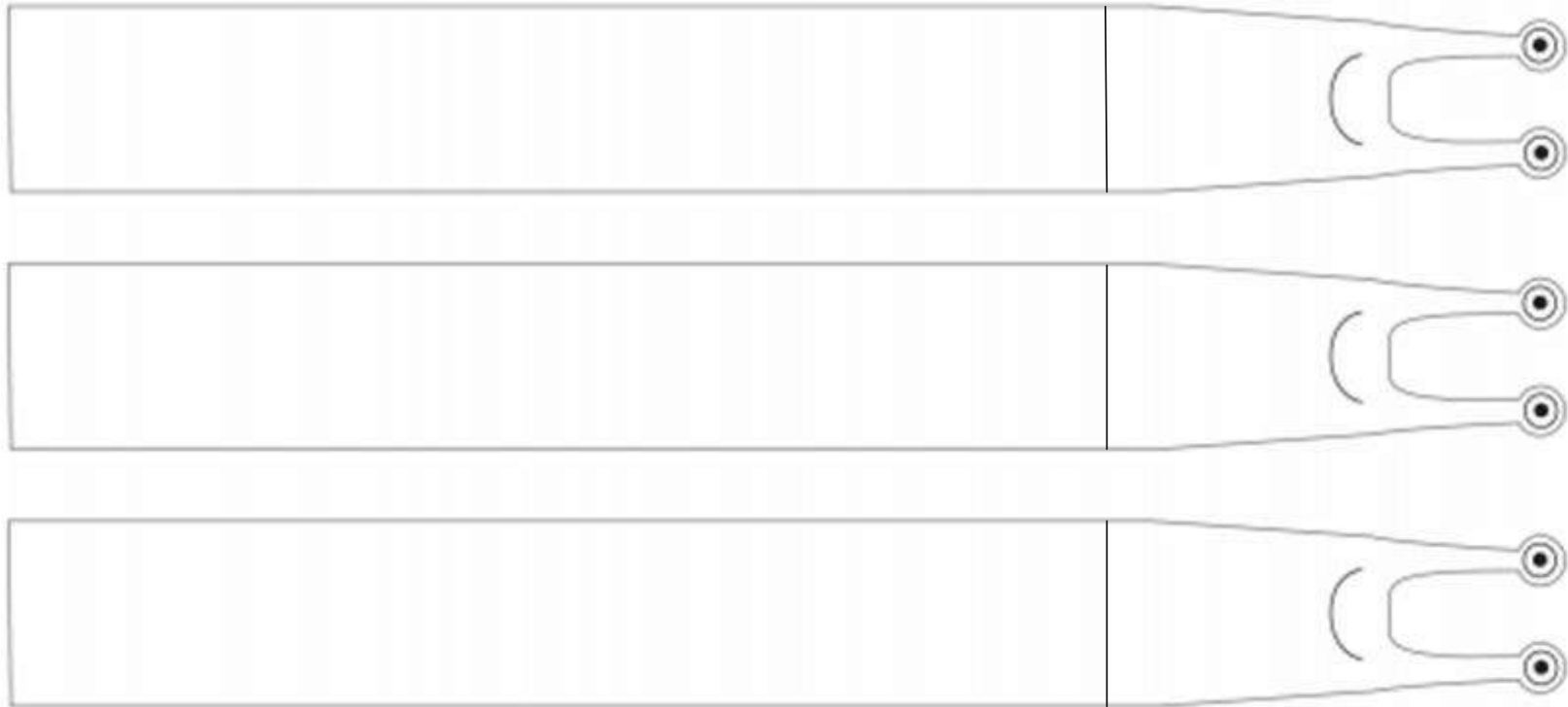


Can you make a snail family of different sizes?

1. Use the template below to create your own paper snail family
2. Each snail has a different size shell
Baby snail's shell is 5 cm long
Mummy snail's shell is 10 cm long
Daddy snail's shell is 15 cm long
3. Start your measurement from the line by the snail's head
[remember to start at zero if using a ruler]
4. Cut out your snail, decorate and roll

*Reception children could use objects when measuring or even measure using finger prints

Make a Paper Snail!



*If you can't find any real snails, maybe you could have a snail race with your paper snail family instead



Snails move super slowly so it's best not to give them too far to race, but that's not all you need to think about.

Find your snails

You can find snails in most gardens, parks or green spaces, hiding under leafy green plants or in trees. Snails like the cool and wet, so you won't often find them in the sunshine, so if you can remember that when you race them then they'll be happier.

Mark out the track

Snails move super slowly, so don't make your track too long or you'll have to watch for hours while they race.

You can either mark a circular track out in chalk, or you could use sticks in a circle. One about 60cm in diameter is probably about right. The easiest way to start your race is to draw a circle and put all your snails in the middle of the circle, then as they glide away the first one to reach the edge of the circle is the winner, but you could also set up a track like a race track with lanes - though the snails won't know that they're supposed to stay in their lanes, so it might end up less like a race and more like a mess!

If you're having trouble telling your racing snails apart then you could stick small stickers on their shells, but remember to take the stickers off after the race. A snail's shell is its home and helps protect it from harm.

Look after your snails

Just like top athletes have their favourite conditions for a race, snails do too! So, keep the track wet, don't leave the snails racing in full sun light. In fact, a snail race is best done in wet weather, but you might not enjoy that as much. Once the race has been run/crawled then please pop your snail racers back where you found them so they can go home and tell their family how they've done.

Wash your hands

This is just common sense once you've handled anything that lives outdoors, but you might especially want to do it after seeing snail trails everywhere!

