

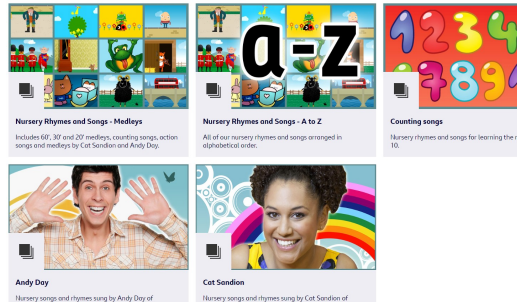


Rhyming words

Rhyming words are two or more words that have the same ending sound. Some examples of rhyming words are: whale, pail, tail, snail. When you are figuring out if two words rhyme, use your ears to listen as you say the words. If they sound the same or similar, they rhyme.

Here are some clips to help your child hear some rhyming words.

<p>https://www.bbc.co.uk/cbeebies/watch/alphablocks-the-cat-sat-on-the-mat</p>  <p>The Alphablocks are singing. Rat and Bat are dancing, but Cat won't get up off the mat.</p>	<p>https://www.bbc.co.uk/teach/supermovers/ks1-english-rhyme-with-radzi/zvbm47h</p>  <p>hair box saw lion</p> <p>pear socks door Hawaiian</p> <p>A movement routine about rhyme. Radzi will help children spot rhyming words, even when they don't have the same spelling pattern.</p>	<p>https://www.bbc.co.uk/teach/school-radio/nursery-rhymes-songs-index/zhwdgwx</p>  <p>Animations of some of the best-known traditional nursery rhymes, many sung by BBC Children's TV presenters, with music that your children will love!</p>
---	---	--

<https://www.bbc.co.uk/cbeebies/watch/alphablocks-the-cat-sat-on-the-mat>

<https://www.bbc.co.uk/teach/supermovers/ks1-english-rhyme-with-radzi/zvbm47h>

<https://www.bbc.co.uk/teach/school-radio/nursery-rhymes-songs-index/zhwdgwx>

Challenge- Rhyming snap.

Print out and cut each word up (or write and draw the pictures on some paper or card). Divide the cards between two players. Take it in turns to turn one card over. If the cards rhymes shout snap. The player with all the cards wins. Once you have played with these words can you add more?



WHALE



PAIL



TAIL



SNAIL




ROCK




SOCK



CLOCK



FLOCK



POOL



SCHOOL



TOOL




STOOL



WAVE



CAVE



SAVE



BRAVE

