

# Week Six : World Environment Day

To all of our amazing Mount Street Infants and their families,

We hope you had a good rest during 'Half Term'.

It's time to do some more learning and we have picked some really exciting projects for you this week.

It is World Environment Day on Friday June 5<sup>th</sup>.

Then it is World Oceans Day on Monday June 8<sup>th</sup>.

We have already learnt a lot about the Environment and how 'humans' are making changes to our planet when we did the Eddy the Penguin topic last winter but this time, we thought you'd like to use a story by Julia Donaldson called "The Snail and the Whale" as this includes the environment and the oceans.

If you want to have a look back at 22<sup>nd</sup> April when it was World Earth Day, the scientists Maddy and Greg have a YouTube episode all about our wonderful planet and how we can fix some of the problems that using too much plastic is causing....

<https://www.youtubekids.com/watch?v=Reznp7DmKws&hl=en-GB>

They are 'live' every week day at 11am so look out for their episode on Friday, World Environment Day.

Have fun

Stay safe

From all of the staff at Mount Street Infant School

.....



## World Environment Day for Young Children

World Environment Day is celebrated on June 5th every year to encourage worldwide awareness of the environment. A day to promote caring for our planet, Earth.

World Environment Day is celebrated around the world with street rallies, bicycles parades, green concerts, essay and poster competitions in schools, tree planting, recycling efforts, clean-up campaigns and much more.

We want the world to be safe, clean and beautiful for you as you grow up, and we want your children and their children to have a beautiful world to live in. For that to happen we have to work together to take care of our environment. So let's celebrate and learn ways we can care for the world we live in.

Here are a few activities that are fun to do and you will see how you can help a little bit **every day** to keep our world beautiful, clean and safe!

Kids against plastic : <https://www.kidsagainstplastic.co.uk>

twinkl : <https://www.twinkl.co.uk/event/world-environment-day-2020>

Persil : <https://www.persil.com/uk/sustainability/sustainability-for-kids/world-environment-day-activities-for-kids.html>

STEM age 7+ : <https://www.stem.org.uk/resources/collection/425595/world-environment-day>

---

Here are some of the Eddie the Penguin songs we sing in school

 <p><b>'IF THE WEATHER'S FINE THEN HANG YOUR WASHING ON THE LINE!'</b></p>  <p><small>Lyric extract from 'If You're Feeling Cool, Dress Hot!' From Eddie The Penguin Saves The World By Nikki Davies © 2008 Out of the Ark Ltd</small></p>	<p><b><u>Walking song</u></b> <a href="https://www.youtube.com/watch?v=lOMXQdojSYo">https://www.youtube.com/watch?v=lOMXQdojSYo</a></p>  <p><b>The Walking Song</b></p> <p><b><u>One World</u></b> <a href="https://www.youtube.com/watch?v=2CCD-GIbYQU">https://www.youtube.com/watch?v=2CCD-GIbYQU</a></p>  <p><b>The Recycling Song</b> <a href="https://www.youtube.com/watch?v=0046dlBOE50">https://www.youtube.com/watch?v=0046dlBOE50</a></p> 	 <p><b>'DON'T PUT YOUR PLASTICS IN THE TRASH, PUT IT IN A BOX, YOU CAN DO IT IN A FLASH!'</b></p>  <p><small>Lyric extract from 'The Recycling Song' From Eddie The Penguin Saves The World By Nikki Davies © 2008 Out of the Ark Ltd</small></p>
---	---	---

**World Environment day 2020 poster**


Challenge: **Can you make a poster to encourage people to look after the world?** Maybe you could then put it in your window for people to see. You could use an old piece of cardboard and even stick things onto it. Or use the **5 Ways I Can Help Our Earth** poster.

Here are some ideas to help.





## 5 Ways I Can Help Our Earth



“The Snail and the Whale” ebook :

<https://www.youtube.com/watch?v=x887mPO9X9c>

“The Snail and the Whale” short film :

<https://www.bbc.co.uk/iplayer/episode/m000cslw/the-snail-and-the-whale>

*This is the sea so wild and free that carried the whale and the  
snail on his tail*

*To towering icebergs and far-off lands with fiery mountains  
and golden sands...*

As the snail and the whale travelled, they passed different countries with different climates. Did you notice the penguins and seals in the cold climate and the monkeys and parrots in the hot climate?

Why don't you do a little research on the animals that live in different habitats?

Here are some links to get you started...who knows where you will end up?

**What is a polar habitat?**

<https://www.bbc.co.uk/bitesize/topics/zx882hv/articles/z3sr4wx>

**What is a rainforest habitat?**

<https://www.bbc.co.uk/bitesize/topics/zx882hv/articles/zxdsvcw>

**What is a desert habitat?**

<https://www.bbc.co.uk/bitesize/topics/zx882hv/articles/zsqnfg8>

If you prefer, you can use small tubs or plates to create habitats for your toy animals (if you don't have any, why not draw some on cardboard and cut them out or make some from playdough). Use things you find around your house or garden such as soil, sand, salt, pebbles, grass, twigs etc to create the base for the habitat.




Why not choose your favourite animal and draw the habitat in which it lives? You can do this on paper or use paper plates to make a 3D habitats like the ones below.





# Snails



Can you find out all about snails?

Have you ever looked at a snail close up?  
They are fascinating creatures.

Begin by watching some videos about snails.

<https://www.youtube.com/watch?v=pLCtVGB1mFw>

[https://www.youtube.com/watch?v=Bf0Hfg0he\\_g&list=PLboEn5TeTnTU8ZCyW](https://www.youtube.com/watch?v=Bf0Hfg0he_g&list=PLboEn5TeTnTU8ZCyW)  
[MQg7eibK93jRoaSI&index=15](https://www.youtube.com/watch?v=MQg7eibK93jRoaSI&index=15)

Can you draw a picture of a snail?

- Look closely at a snail that you have found
- Try and draw what you see

Can you name all the parts of a snail?



Can you find your own snails? Take time to investigate what they look like and how they move.

<https://www.youtube.com/watch?v=S3HUIj43F5U&list=PLboEn5TeTnTU8ZCyW>


Can you find out some facts about snails?

- How many teeth do snails have?
- What do snails eat?
- How do snails move?
- Can snails see, hear and smell?



Can you create your own snail habitat?

<https://www.youtube.com/watch?v=S3HUIj43F5U>  
[&list=PLboEn5TeTnTU8ZCyW](https://www.youtube.com/watch?v=S3HUIj43F5U&list=PLboEn5TeTnTU8ZCyW)  
[MQg7eibK93jRoaSI&index=9](https://www.youtube.com/watch?v=S3HUIj43F5U&list=PLboEn5TeTnTU8ZCyW)



## Snail and the Whale yoga

Children gain a lot of different things from carrying out yoga. Physically, it enhances their flexibility, strength, coordination, and body awareness. In addition, their concentration and sense of calmness and relaxation improves.

Here are some online yoga sessions which could be carried out during the week.

A yoga session with Jamie from Cosmic yoga (30 minute)

<https://www.youtube.com/watch?v=qC83oFEeVZA>



An underwater adventure (6minutes)

[https://www.youtube.com/watch?v=BrYqWAw8P\\_8](https://www.youtube.com/watch?v=BrYqWAw8P_8)



Yoga using the story of the Snail and the Whale. (12minutes)

<https://www.youtube.com/watch?v=JtQQTsIJ6us>

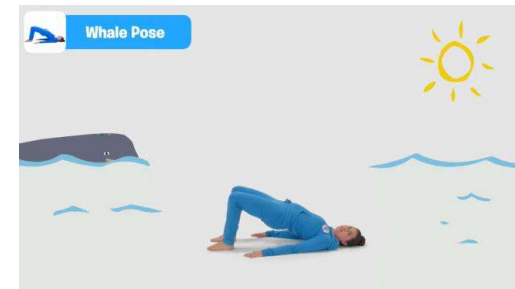


**Pause! Partner Pose 1:**

Bigger child, or adult, underneath, sit on heels. Little one, facing away, legs centred, back to back!

Learn the whale pose (1 minute 42)

<https://www.youtube.com/watch?v=qmUNsdLo5PA>



Some more yoga poses to try out

## OCEAN YOGA



**I am a jellyfish.**  
STANDING FORWARD BEND



**I am a shark.**  
LOCUST POSE



**I am a dolphin.**  
DOLPHIN POSE



**I am a crab.**  
TABLE TOP POSE



**I am a turtle.**  
TORTOISE POSE

© Kids Yoga Stories.

# Ocean Animals

## BEACH YOGA



**I am a surfer.**  
WARRIOR 2 POSE



**I am a beach chair.**  
CHAIR POSE



**I am a sandcastle.**  
DOWNWARD-FACING DOG POSE



**I am a swimmer.**  
LOCUST POSE



**I am a sea star.**  
RESTING POSE

© Kids Yoga Stories.

# Beach Yoga Poses

# Snail Measuring Maths

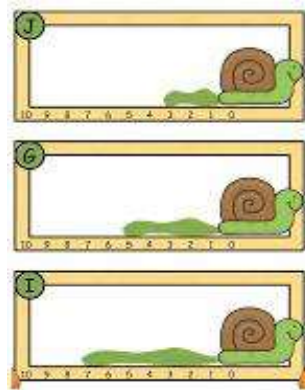
## Snail race



### Why not have a snail race!

1. Mark out the race track  
(see advice below)
2. Choose your snail
3. Give your snail a name
4. Wet the surface of your track to help the snails move more easily
5. Ready steady... go!
6. Who was the winner?
7. How long did it take for the winner to reach the finish line?
8. How did you measure the time?

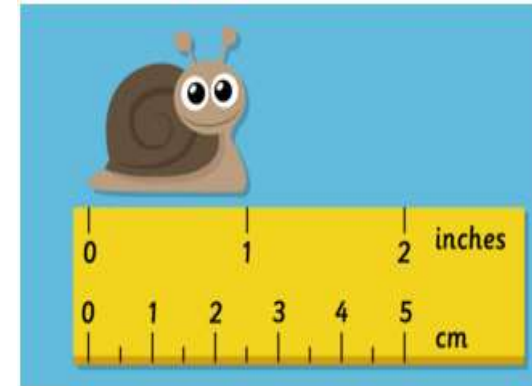
## Snail trail measuring



### How far can a snail travel in 5 minutes?

1. Choose your snail
2. Mark the start line
3. Ready steady....go!
4. After 5 minutes stop and mark how far your snail has travelled
5. How can you measure how far your snail has travelled? (Maybe you could use a ruler, lego, pebbles)
6. Will it travel further next time?

## Centimetre Snails

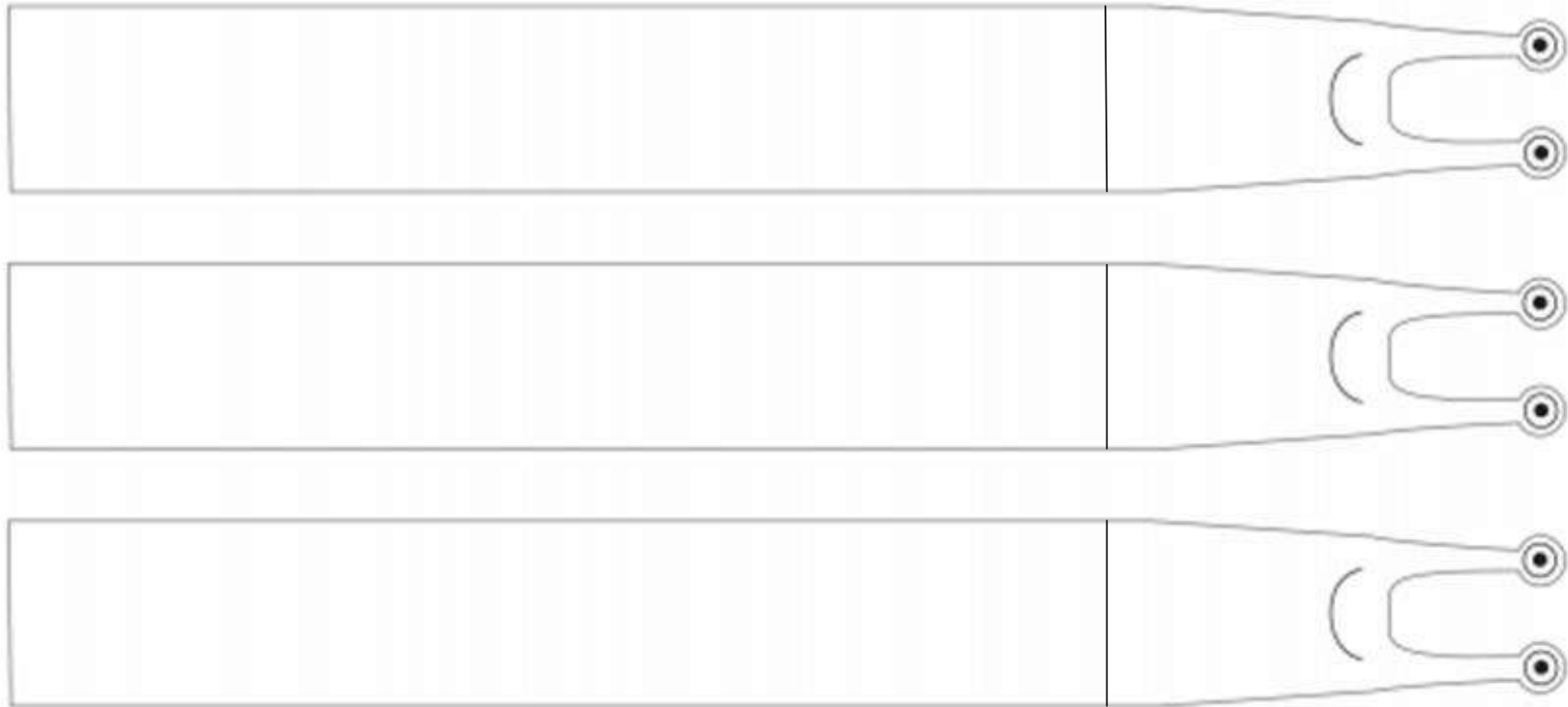


### Can you make a snail family of different sizes?

1. Use the template below to create your own paper snail family
2. Each snail has a different size shell ....  
Baby snail's shell is 5 cm long  
Mummy snail's shell is 10 cm long  
Daddy snail's shell is 15 cm long
3. Start your measurement from the line by the snail's head  
[remember to start at zero if using a ruler]
4. Cut out your snail, decorate and roll

\*Reception children could use objects when measuring or even measure using finger prints

# Make a Paper Snail!



\*If you can't find any real snails, maybe you could have a snail race with your paper snail family instead



## National Trust advice - How to set up a snail race

Snails move super slowly so it's best not to give them too far to race, but that's not all you need to think about.

### Find your snails

You can find snails in most gardens, parks or green spaces, hiding under leafy green plants or in trees. Snails like the cool and wet, so you won't often find them in the sunshine, so if you can remember that when you race them then they'll be happier.

### Mark out the track

Snails move super slowly, so don't make your track too long or you'll have to watch for hours while they race.

You can either mark a circular track out in chalk, or you could use sticks in a circle. One about 60cm in diameter is probably about right. The easiest way to start your race is to draw a circle and put all your snails in the middle of the circle, then as they glide away the first one to reach the edge of the circle is the winner, but you could also set up a track like a race track with lanes - though the snails won't know that they're supposed to stay in their lanes, so it might end up less like a race and more like a mess!

If you're having trouble telling your racing snails apart then you could stick small stickers on their shells, but remember to take the stickers off after the race. A snail's shell is its home and helps protect it from harm.

### Look after your snails


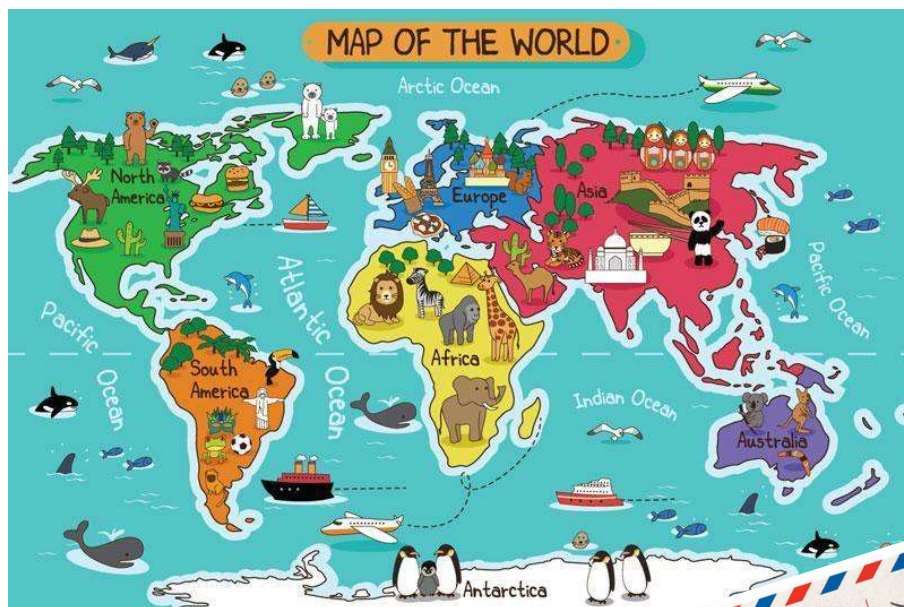
Just like top athletes have their favourite conditions for a race, snails do too! So, keep the track wet, don't leave the snails racing in full sun light. In fact, a snail race is best done in wet weather, but you might not enjoy that as much. Once the race has been run/crawled then please pop your snail racers back where you found them so they can go home and tell their family how they've done.

### Wash your hands


This is just common sense once you've handled anything that lives outdoors, but you might especially want to do it after seeing snail trails everywhere!




# The snail and the whale went around the world.



Can you write a postcard from all the countries the snail and the whale visited?



You could use the internet to research the different countries. What is the weather like? Is it hot or cold? What do they eat in that country? What language do they speak? What does their flag look like?



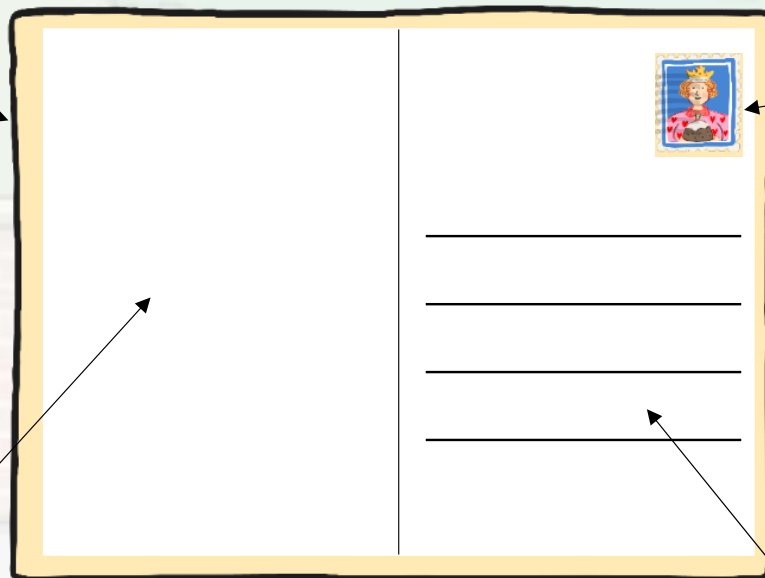
# How to write a postcard.

Space for a picture  
(on the front!)

Space in the top right corner for a stamp.

Space to write a message. This is where you write about what you have been doing on your holiday.

Blank lines for you to write the name and address of the person you are sending it to.





	<b>Wales</b>	<b>Other countries...</b>
What is the weather like?		
How hot or cold is it?		
What is the national food?		
What language is spoken?		
What does their flag look like?		
How far is it from home?		



# Make a Whale

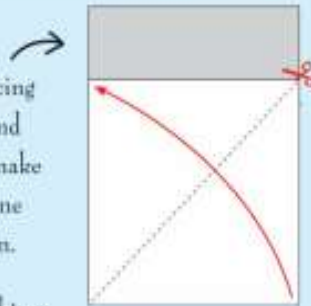


You will need:

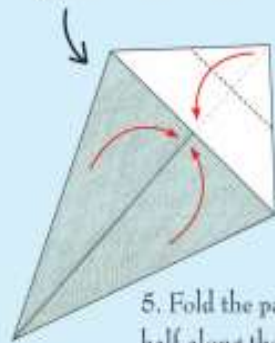
A piece of A4 paper, a blue or grey crayon, a square of white paper (about 8cm square), ruler, safety scissors, black pen or crayon.

## The Body

1. Lay out the A4 paper with a short edge facing you. Pick up the bottom right-hand corner and fold it diagonally across to the long edge to make a triangle. Trim off the extra paper. Colour one side of the paper with your blue or grey crayon.

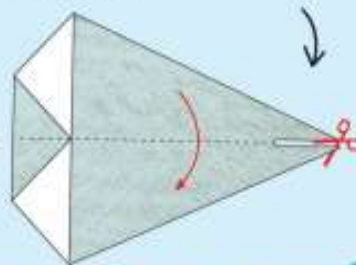


2. Unfold the triangle to make a square. Fold two opposite corners to the crease to make two long thin triangles.



3. Fold the top corner down to meet the two triangles.

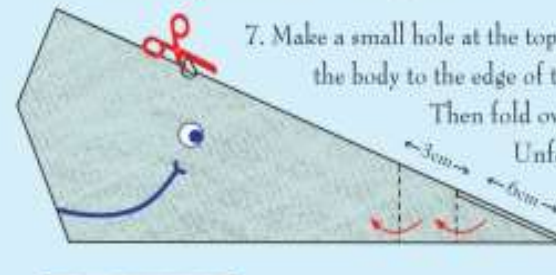
4. Make a 6cm cut here. This will become the tail.



5. Fold the paper in half along the central crease.



6. Draw some eyes and a smile on your whale.

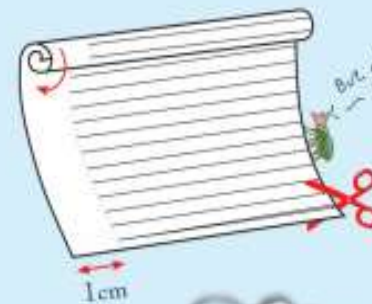


7. Make a small hole at the top. Fold the tail back over the body to the edge of the cut you made earlier. Then fold over once again as shown.

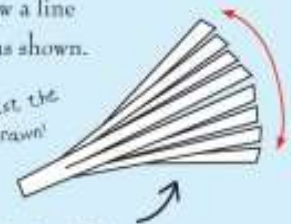
Unfold the tail and separate the two ends of the tail at the cut.

## The Blowhole

8. On the 8 x 8cm square of white paper, draw a line 1cm from the edge. Cut strips up to the line as shown.



But don't cut past the line you've drawn!



9. Tightly roll the paper into a tube. Gently open up the strips and curl each one around a pencil to make the water coming out of the whale's blowhole.

10. Slot the water into the hole.



A whale uses its blowhole to breathe.

## Family Fun!

Here are some activity ideas for all members of the family to enjoy



### Captain's Coming!



#### How to Play

The players assemble in the centre of a large space. A Captain is chosen who calls out various commands. Explain the commands before the game begins. The more commands there are the harder the game is to play. The player who is last to start a command is out, the game continues until there is only one person left – the winner!

#### Possible commands

Bow – everyone faces the front of the room  
Stern – everyone races to the back of the room  
Starboard – everyone races to the right of the room  
Port – everyone races to the left of the room  
Captain's coming – everyone stands tall, salutes and shouts 'Aye, aye Captain'  
Captain's wife – everyone curtseys  
Scrub the decks – mime scrubbing on hands and knees  
Climb the rigging – everyone pretends to climb a rope ladder  
Man the lifeboat – find a partner and hold hands  
Sharks! – lie on stomach with feet up  
Freeze – stop all actions! You must say unfreeze before giving another actions, otherwise anyone obeying is out"!


### Please Mr Whale

One person is 'Mr Whale' and the other people say: "Please Mr Whale can we cross your Ocean Blue?" '

Mr Whale replies with something like "Only if you are wearing something red".

If you are wearing that colour you can move on one step.

The first person to reach the other side is the winner!




## Ar Lan y Mor (At the Seaside)

The poor whale got washed up on the shore. Thank goodness he was rescued and could continue his journey!

Usually, at this time of the year we would be learning about the seaside and places on the coast of Wales so why not try and learn some of the Welsh words associated with the seaside?

Can you draw a seaside scene similar to this and fill it using the pictures on the wordmat below? Try your best to read the words (some are very similar to English) and label your picture by drawing an arrow and copying the word.



# Ar Lan y Môr



y môr



castell tywod



pysgodyn



tywod



cragen



cranc



bwced



cregin



cwch



pêl



rhaw



tywel



qwymon



qwyllan



baner



goleudy



cadair draeth



cylich rwbwr



rhwyd

## Welsh Songs:

Bore da ffrindiau (tune : skip to my Lou)

<https://www.youtube.com/watch?v=k6hQDMBrJn4>

Mr Hapus (tune : Happy and you know it)

<https://www.youtube.com/watch?v=euLzsUtvVqM>

1 bys, 2 fys, 3 bys yn dawnsio

<https://www.youtube.com/watch?v=yYtEh4iUIP8>

Sut mae'r tywydd heddiw (tune : Addams family)

<https://www.youtube.com/watch?v=WrijZzVQOEj4>

Un, Dau, Tri banana (tune : Dusty bluebells )

<https://www.youtube.com/watch?v=KZDEIMGWYWs>

Beth sy yn y bocs (tune : Farmer wants a wife)

<https://www.youtube.com/watch?v=P1Cn-qQzA3c>

Troi ein dwylo

<https://www.youtube.com/watch?v=F858Ud48YXU>



## Reminder - High Frequency Words (Rocket Words) to practice for the month of May

First 100 High Frequency Words in frequency order reading down the columns

the	that	not	look	put
and	with	then	don't	could
a	all	were	come	house
to	we	go	will	old
said	can	little	into	too
in	are	as	back	by
he	up	no	from	day
I	had	mum	children	made
of	my	one	him	time
it	her	them	Mr	I'm
was	what	do	get	if
you	there	me	just	help
they	out	down	now	Mrs
on	this	dad	came	called
she	have	big	oh	here
is	went	when	about	off
for	be	it's	got	asked
at	like	see	their	saw
his	some	looked	people	make
but	so	very	your	an

- Don't forget the home learning maths you can access for free with 'White Rose Maths'

<https://whiterosemaths.com/homelearning/summer-term/>

Early Years... <https://whiterosemaths.com/homelearning/early-years/>

Year One ..... <https://whiterosemaths.com/homelearning/year-1/>

- Access our favourite 'NUMBERBLOCKS'

<https://www.bbc.co.uk/cbeebies/joinin/numberblocks-help-your-child-with-maths>

- 'Counting to 10' activity

<https://www.nctm.org/Classroom-Resources/Illuminations/Interactives/Ten-Frame/>

- Access 'Phonics Play' for free

<https://new.phonicsplay.co.uk>