

Language, Literacy & Communications



Talk for writing : Pie Corbett

From now until the Summer Break, we will be doing our LLC work from one of three stories, depending on your year group. Each story has a number of activities to work on. You can click on the links below to see all of the activities but please be mindful that we will only be doing a few each week.



Reception : Max's Jungle Adventure

This week, we will be reading the story again and then completing **pages 21 and 22 in class**, with **pages 19, 20, 23 and 24 being sent home in the 'pack'**.



Year One : Brian Bear's Picnic!

This week, we will be reading the story again and then completing **page 14 in class**, with **prompt cards about full stops and capital letters being sent home in the 'pack'**.



Year Two : Superheroes! : Jo, Raja and Sammy have helped lots of people.

This week, we will be continuing the activities that we started last week.....
ie. completing **pages 16 and 17 in class** and our **'Magical Memories'** activity.



Reception : Max's Jungle Adventure

<https://www.talk4writing.com/wp-content/uploads/2020/06/R-Maxs-Jungle.pdf>

★ Listen to this story here: <https://soundcloud.com/talkforwriting/maxs-jungle/s-7mdf7356etd>



Year One : Brian Bear's Picnic!

<https://www.talk4writing.com/wp-content/uploads/2020/06/Y1-Brian-Bear.pdf>

★ You can listen to an audio recording of this story here: <https://soundcloud.com/talkforwriting/brian/s-Tdy7BXbHz4i>



Year Two : Superheroes : Jo, Raja and Sammy have helped lots of people.

<https://www.talk4writing.com/wp-content/uploads/2020/06/Y2-Superheroes-1.pdf>

★ Let's start by reading it together. You can also listen to an audio recording of this story here:

<https://soundcloud.com/talkforwriting/playground/s-UJObMpzawKu>





Year One : Brian Bear's Picnic!



Full Stops



Full stops are used to end a sentence.

My name is
Ahmed.



Full stops are used when an abbreviation does not include the last letters of the full word.

Sun. - Sunday



Full stops are used for abbreviations.

e.g.

Full stops are used in email addresses.

info@twinkl.co.uk

Full stops are used in internet addresses.

www.twinkl.co.uk



visit [twinkl.com](http://www.twinkl.com)

When to Use a Capital Letter

Capital letters are used for **proper nouns** such as...

The names of people:



The names of places:



The name of companies:



They are also used at the beginning of sentences:

We went on a trip to the supermarket.



Days of the Week

Monday
Tuesday
Wednesday
Thursday
Friday
Saturday
Sunday



Months of the Year

January
February
March
April
May
June
July
August
September
October
November
December

The Word 'I'

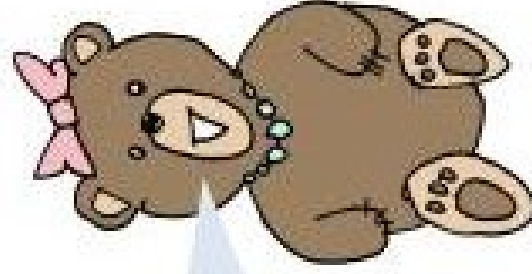


twinkl
visit [twinkl.com](https://www.twinkl.com)


Names of Religious Festivals



A postcard to Brian




I've written to Brian to say thank you but I don't know where to put my full stops and capital letters. Can you put them in for me please?

<p>dear brian,</p> <p>we had a lovely time at your picnic yesterday and all the food was delicious we loved the teddy bear toasts please can you give us the recipe so that we can make them at home?</p> <p>we're very sorry we gave all our food away it was fun playing hide and seek</p> <p>please come to a picnic with us soon and we will make some scrumptious food for you</p> <p>love curtis, berthie and gertie xxxx</p>	 <p>Brian Bear The Den Friary Wood Riverton</p>
---	--

Writing Super Sentences

I can use a capital letter at the start of a sentence.

I can use a full stop at the end of a sentence.



1. Insert the capital letters and full stops to complete the sentences.

- a. _____atman has black boots_____
- b. _____uperheroes can fly up into the air_____

2. Use the words and pictures to help you to write your own super sentences.

- a.
-



- b.
-





Year Two : Superheroes

Magical Memories and Moments of my Mount Street Adventure.

We are so proud of all our Year 2 children and their families.

We're proud of how you have coped during the Lockdown;

We're proud of how you have coped with the 'Catch-Up' days;

We're proud of all you've achieved since the day you started Mount Street Infants.

Now, as we look to the future and the transition to Year 3 at Mount Street Junior School, we can reflect on our experiences at the Infants and also at home during the Lockdown.

Many of the challenges for the next two weeks will help us all make a collection of amazing memories from Mount Street Infants!

Our literacy activities for the final two weeks will be:

- Reflecting about our time at Mount Street Infants, and collecting our 'memories'
- Creating a memory jar full of all our favourite memories during our time at the Infants. Parents you can send in your favourite memories too to all to our jar!
- Recording our memories on our jar memory sheet
- Create a memories acrostic poem and have fun finding words



Writing challenge



1. Complete the attached Mount Street Infant Memories sheet.
2. Use these memories to write some sentences about your time at Mount Street Infants. Chat with your family as they can help you!

Think about

Can you remember your first day in School?

Who were your first friends?

Your first teacher?

Can you remember your parts in the Christmas plays?

What was your favourite trip... Dear Santa at the theatre, Small Breeds farm, Mountain Centre, Demetria Centre?

What are your favourite forest school activities?

What topics have you enjoyed learning about?

Favourite part of school?

Funniest moment....

Favourite subject....



Creative challenge:

A memory jar is where you can keep happy memories.

Some people make one to remember all the things they've done in a year.

Step one: Find an empty jar or an object that's large enough to keep notes inside. Check that it's clean and not being used for anything else.

Step two: If you want to, you can decorate your memory jar

Step three: Put some paper and pens next to it. Whenever you or your family remember something funny or special you can write it down or draw it on a piece of paper, fold it up and put it in the jar. You'll end up with a container full of memories that you can share with your family and can look back on when you are older.



Have a go at creating your own Acrostic poem to celebrate your time at Mount Street Infants.

M.....
E.....
M.....
O.....
R.....
I.....
E.....
S.....



Acrostic Poem

- Uses the letters of a topic word as the first letter for each line of the poem.
- Each line includes words and phrases related to the topic.
- Usually does not rhyme



Word Game Fun

How many words can you make from....



Mount Street Infants Memories

e.g ants
sun
it

How many words have you made?
What is the longest word you can make?
Have fun using other words or simple phrases and challenge your family to find as many words as they can!



Memory Jar

Memory Jar

Memory Jar

ink saving

Eco

My Favourite Memories of Mount Street

Infants

My friends:


Memories I will treasure



Most fun I have had...



My favourite activity:



What I love the most about my time at Mount Street Infant



: