

# Reception : Mathematical Development



## Reception : Max's Jungle Adventure

This week we will be comparing height and length, using the relevant vocabulary. You will need a pencil for comparing heights and there is a cheese straw recipe so you can compare length. We also have some subtraction for you to try.

I can..... use direct comparisons with height and length;

I can..... read and write numbers to at least 10;

I can..... **understand that zero means 'none'**;

I can..... **use number facts up to 5**;

I can..... take away objects to find 'how many are left?' ;

I can..... **mentally recall 'one less' of a number within 10**;

I can.....**begin to read number words**;

I can..... **solve simple problems in a practical situation that involve simple subtraction from 5.**

We will do the height activity in class and two activities will be sent home in the 'pack'

I can order my numbers correctly I can form my numbers correctly Use the number line to practise writing your numbers in the correct order.





## I can measure by direct comparison

When Max went to the jungle, he saw lots of tall trees that looked like gigantic pencils.

Colour and cut out the 5 trees, then find a pencil and compare each tree to your pencil.

Sort the trees into those that are taller than your pencil, and those that are shorter than your pencil.









## How to make cheese straw 'snakes' for comparing length

320g pack ready-rolled puff pastry  
50g grated parmesan (or vegan alternative)  
Flour, for dusting  
1 egg, beaten  
Poppy seeds, Sesame seeds, Nigella seeds, to decorate  
Black or Green peppercorn, to decorate


- Heat the oven to 220C/200C fan/ gas 7.
- Unroll the pastry and top with a couple of handfuls of parmesan, then fold in half.
- On a lightly floured surface, roll the pastry out to a thickness of 2mm.
- Cut into 1cm strips, then twist each strip several times to form a snake.
- Lay out the snakes on a baking sheet, then brush each one with egg and sprinkle with more cheese.
- To decorate, scatter over the seeds. Flatten one end of each snake and press in two peppercorns for eyes.
- Bake for 12-14 mins, or until golden. Leave to cool.
- Will keep for two days in an airtight container.



Make a cheese straw snake that is shorter than this snake....



Make a cheese straw snake that is longer than this snake....



## Let's try some subtractions

This little snake is hungry. There are five insects.

1) How many insects will be left if the snake eats 2 insects?

Take away or cross off two insects, then count how many are left.



Can you write the number sentence?  $5 - 2 = 3$

2) How many insects will be left if the snake eats 5 insects?

Write the number sentence.

3) How many insects will be left if the snake eats 1 insect?

Write the number sentence.

4) What if there were ten insects?

Can you write a number sentence taking away from 10?

.....